



WINTER IGLOOS

12 MONTHS OF BANKSIDE TESTING, A WEEKEND'S SETTING UP AND PACKING DOWN – THIS IS THE MOST COMPREHENSIVE BIVVY REVIEW GOING!



When it comes to fishing around the four seasons, we haven't got it any better thanks to the pioneering and innovative minds of the likes of Chris Manifold (Aqua Products) and Kevin Nash of Nash Tackle. Today we can fish in almost any weather that this country is likely to throw at us, knowing that our winter shelter will withstand these elements due to the materials and designs used in today's bivy construction. Combine a good bivy with a winter skin or overwrap and a sensible sleeping bag and life on the bank in cold weather can be made relatively comfortable.

In October last year I got the team together and they were issued with an assortment of bivvies and wraps from the major players out there. The idea was to get the lads to put them through their paces for a full year and so we all met up at Bradley's on a blustery but thankfully warm and dry October weekend to continue the 'on the bank' Hardware Tests that they have become well-known for. Little did they know that three days of erecting bivvies could be so knackerin'!

Well, as usual, they all had some fun along the way, fished at night and really did scrutinise what is available to today's carp angler. Hopefully there will be another abridged report this time next year with two tests never published before to show how well they have fared. So down to the nitty gritty as they say!

THE BUILD

There are two parts to this Hardware feature; the first is an assessment by the individual member who has used his bivy for a full year, informing

us of a few facts that cannot be assessed short-term, such as condensation. The condensation figures are WITH A WINTER OVERWRAP FITTED, so expect them to be worse if the bivy is used without a wrap.



The second part is what the team found over the course of the weekend, their thoughts and an overall score out of ten. I asked them to focus on some very important criteria, such as did it come with instructions and were they user-friendly; how easy to put up and take down and the time involved. These were all averaged out from the three teams involved.


Bivy weight includes the groundsheet which seems to be of an average weight of six pounds. To give you some idea of the bivy footprint, we created swims of 12' x 12'; each bivy was erected in the swim and scored: fits easy, just fits or doesn't fit. This at least provides some space idea.

The next point was headroom space, so each team placed a Nash Indulgence bedchair centrally across the bivy and measured the height from the bed to the highest point in the bivy. This will provide you with what room you have when sat on a level bedchair of this style and give you an exact head room if you measure your length from waist to the top of your head.

Then there is that niggly we all have had in the past: is the bag that the bivy comes in user-friendly? In other words, is it easy to pack the bivy away in? When it comes to wraps, these are mentioned in their thoughts. Manufacturers: please read as most are dire and need improving upon! No holds barred – you get 'on the bank' truths!



 KEITH, SYKES, DAVE SYKES AND THE HARDWARE TEAM
 CARPology AND FRIENDS



PAUL BIDMEAD

Paul fishes short sessions, normally after work, with overnights at weekends. 'In-and-out angling' I call it, and very good he is at it!



BEST VALUE FOR MONEY

CHUB MK2 CYFISH PLUS ONE MAN BIVVY

WEIGHT OF BIVVY 22lb

BIVVY RRP £249.99

WEIGHT OF OVERWRAP 1lb 4oz

OVERWRAP RRP Inclusive

HOW WOULD YOU RATE IT CONDENSATION-WISE? 7

HOW ROBUST DO YOU THINK THIS SYSTEM IS? 7

YOUR THOUGHTS? "First of all, you have to look at the price tag. If you are on a budget or don't do a lot of serious session work, then this bivvy is for you! Well made at a fraction of the price of other pram hood style bivvies, it offers excellent value for money and has stood the test of time, and I abuse my gear. You get a simple winter skin thrown in, but if you want an extended overwrap that does improve heat and condensation issues then these are available separately for £119.99*. A no-nonsense well made system."

TEAM THOUGHTS

DOES IT COME WITH INSTRUCTIONS? No

ARE THE INSTRUCTIONS CLEAR? N/A

TIME TO ERECT 2.5 minutes

TIME TO ADD THE OVERWRAP 1 min

HOW EASY IS THE SYSTEM TO ERECT? 9

TIME TO DISASSEMBLE 2.5 minutes

HOW EASY TO DISASSEMBLE? 8

IS THE CARRY BAG USER-FRIENDLY? Yes

INTERNAL HEIGHT 38.25"

HOW DOES IT FIT IN THE SWIM? Easy

OVERALL TEAM COMMENTS Well, the first thing that everyone said was that the Cyfish is an excellent budget priced shelter – you can buy them for £150! Ryan said he'd have one! Ed and Jason commented how easy it was to erect. Pete said it was nice and solid when pegged out. Got to be worth a look if you are on a budget commented Andy.

OVERALL SCORE
8.0



PHIL BUNYAN

Well known for his Wraybury captures, including King Fungus, Phil is happy to fish any size of water.



JRC TX BIVVY

WEIGHT OF BIVVY 29lb 8oz

BIVVY RRP £199.99

WEIGHT OF OVERWRAP 5lb 8oz

OVERWRAP RRP £109.99

HOW WOULD YOU RATE IT CONDENSATION-WISE? 8

HOW ROBUST DO YOU THINK THIS SYSTEM IS? 9

YOUR THOUGHTS? "I have used plenty of bivvies whilst fishing and this one was no surprise. It's a little heavy compared to what I'm used to, but once it's quickly up, it's an incredibly stable bivvy. It has incorporated many features from various systems and caters for exactly what you need. From summer with no front on right through to full winter/wrap set-up. It's quick by most standards to put up and will put up with some serious gusts as it's been put through its paces this year. The only thing that I have missed on this is a porch."

TEAM THOUGHTS

DOES IT COME WITH INSTRUCTIONS? Yes

ARE THE INSTRUCTIONS CLEAR? 8

TIME TO ERECT 4 minutes

TIME TO ADD THE OVERWRAP 1.5 minutes

HOW EASY IS THE SYSTEM TO ERECT? 7

TIME TO DISASSEMBLE 5 minutes

HOW EASY TO DISASSEMBLE? 6

IS THE CARRY BAG USER-FRIENDLY? No

INTERNAL HEIGHT 37.25"

HOW DOES IT FIT IN THE SWIM? Easy

OVERALL TEAM COMMENTS Jason picked up on the fact that the bag is abysmal when it comes to getting the bivvy back inside! Both Andy and Bidders said the material was quite light in comparison to others, although Pete thought it wasn't too bad and very spacious, but would benefit from rear vents. Ryan and Ed said the wrap was very tight fitting.

OVERALL SCORE
7.0



JOHN ELMER

John focuses on mobility, but is probably one of the most resilient guys out there; he never gives in until he has achieved his target.



FOX ECLIPSE BIVVY

WEIGHT OF BIVVY 29lb 12oz

BIVVY RRP £379.99

WEIGHT OF OVERWRAP 15lb 9oz

OVERWRAP RRP £184.99

HOW WOULD YOU RATE IT CONDENSATION-WISE? 8

HOW ROBUST DO YOU THINK THIS SYSTEM IS? 9

YOUR THOUGHTS? "I put this bivvy through its paces last winter and let's face it, it was a bad winter, so it was tested to the limit! The bivvy was solid and reliable in strong winds and rain. One thing I did like was that the groundsheet actually clipped in place which a lot of bivvies don't do. Although these types of bivvy are quite weighty, it is nice to have a bit of comfort when the weather turns bad. Again, Fox have put something together that is meant to last and is reliable too, which in my eyes makes it a winner."

TEAM THOUGHTS

DOES IT COME WITH INSTRUCTIONS? Yes

ARE THE INSTRUCTIONS CLEAR? 8

TIME TO ERECT 5 minutes

TIME TO ADD THE OVERWRAP 2.5 minutes

HOW EASY IS THE SYSTEM TO ERECT? 8

TIME TO DISASSEMBLE 5 minutes

HOW EASY TO DISASSEMBLE? 8

IS THE CARRY BAG USER-FRIENDLY? Very

INTERNAL HEIGHT 38.25"

HOW DOES IT FIT IN THE SWIM? Easy


OVERALL TEAM COMMENTS Bidders was straight in saying that this was another well-thought out pram hood style bivvy, good ventilation making it a four season shelter. Pete liked the overall design, space and quality fittings, Andy agreed and said with the wrap, it was a proper winter bivvy system, he was very impressed overall. Ryan added stripped down a good all rounder.

OVERALL SCORE
8.0




PAUL MARTIN

Paul has been carp fishing for well over twenty years and whilst he has caught fish from all over the country, most of his serious angling is done in Norfolk.



JASON SMITH

A very competent angler with some stunning big carp under his belt, Jason spends most of his fishing on the Water Park fisheries.



BEN SYKES

Never knowing what part of the country he will be in, Ben makes use of short session fishing.



AQUA M3

WEIGHT OF BIVVY 26lb 3oz

BIVVY RRP £499.99

WEIGHT OF OVERWRAP 13lb 7oz

OVERWRAP RRP £299.99

HOW WOULD YOU RATE IT CONDENSATION-WISE? 9

HOW ROBUST DO YOU THINK THIS SYSTEM IS? 9

YOUR THOUGHTS? "All told, this is a very good all year round shelter. Very light and very strong, also it is versatile with much weight saved by removing the peak, groundsheet, infill and lots of the pegs. The M3 will rival many lightweight shelters.

After a year of hard use, the pegging points and all the stitching are fine and the fabric has performed perfectly. Despite the Aquatex feeling quite thin there is no sign that it has lost performance and even with its occasional encounters with brambles it has emerged unscathed. In summary a very strong and flexible piece of kit."

TRAKKER ARMO MKII

WEIGHT OF BIVVY 27lb 8oz

BIVVY RRP £369.99

WEIGHT OF OVERWRAP 8lb 7oz

OVERWRAP RRP £199.99

HOW WOULD YOU RATE IT CONDENSATION-WISE? 9

HOW ROBUST DO YOU THINK THIS SYSTEM IS? 9

YOUR THOUGHTS? "When I was given the ARMO MKII, I was happy because I've had the MKI for about seven years and it's been brilliant. I have used this MKII in some bad weather, minus six, heavy rain and wind with no problems. There is plenty of room in the bivvy and the vent does the job when the weather is hot. The bivvy comes with a heavy-duty groundsheet, full frame support and pegs. Zips on the door are good quality. I have to say I like this bivvy, it might not be the lightest out there but can put up with anything that comes along.

AVID HQ BIVVY

WEIGHT OF BIVVY 27lb 2oz

BIVVY RRP £379.00

WEIGHT OF OVERWRAP 2lb

OVERWRAP RRP Inclusive

HOW WOULD YOU RATE IT CONDENSATION-WISE? 7

HOW ROBUST DO YOU THINK THIS SYSTEM IS? 8

YOUR THOUGHTS? "Importantly, read the instructions first and then get the inner shell on before you use it on the bank. I had reservations about this but it works well and reduces condensation and can be left in place. There are pros and cons though: easy to use in a big wind but if it rains, a conventional overwrap is easier to dry. Once you get used to this bivvy it's nice to use. I have though one niggle, the front panel is prone to unzipping during pegging out, and AVID need to look at this as it is a fault that needs addressing.

TEAM THOUGHTS

DOES IT COME WITH INSTRUCTIONS? Yes

ARE THE INSTRUCTIONS CLEAR? 8

TIME TO ERECT 4.5 minutes

TIME TO ADD THE OVERWRAP 3 minutes

HOW EASY IS THE SYSTEM TO ERECT? 8

TIME TO DISASSEMBLE 4.5 minutes

HOW EASY TO DISASSEMBLE? 7.5

IS THE CARRY BAG USER-FRIENDLY? Very

INTERNAL HEIGHT 38.25"

HOW DOES IT FIT IN THE SWIM? Easy

OVERALL TEAM COMMENTS Ed said whoever had got this one has done well, that says it all. He also added a high quality, practical and easy to erect bivvy is clearly the result of a lot of serious development. Pete liked the carryall, pockets for the tension poles and rectangular so user friendly on a barrow. Zipped mozzi panels a great improvement over Velcro, simply the nuts, and voted as the best pram hood on test!

TEAM THOUGHTS

DOES IT COME WITH INSTRUCTIONS? Yes

ARE THE INSTRUCTIONS CLEAR? 8

TIME TO ERECT 5 minutes

TIME TO ADD THE OVERWRAP 2 minutes

HOW EASY IS THE SYSTEM TO ERECT? 7.5

TIME TO DISASSEMBLE 5 minutes

HOW EASY TO DISASSEMBLE? 7.5

IS THE CARRY BAG USER-FRIENDLY? Yes

INTERNAL HEIGHT 38.25"

HOW DOES IT FIT IN THE SWIM? Easy

OVERALL TEAM COMMENTS Everyone felt that the four-point break down wasn't as good as the three point, like on the M3. Well made, and good stitching commented Pete, he is a stickler for this. Ed thought the tension strap would be better with clips than open hooks which can get crushed. Andy and Bidders thought a detachable canopy was more preferable.

TEAM THOUGHTS

DOES IT COME WITH INSTRUCTIONS? Yes

ARE THE INSTRUCTIONS CLEAR? 8

TIME TO ERECT 5 minutes

TIME TO ADD THE OVERWRAP 4 minutes

HOW EASY IS THE SYSTEM TO ERECT? 7

TIME TO DISASSEMBLE 4 minutes

HOW EASY TO DISASSEMBLE? 7

IS THE CARRY BAG USER-FRIENDLY? Yes

INTERNAL HEIGHT 40.25"

HOW DOES IT FIT IN THE SWIM? Easy

OVERALL TEAM COMMENTS Ryan voiced the only complaint of everyone in that the zip comes apart from the infill when tensioned. Andy thought that the external skin was a bonus as did Pete, as it can be left in place, so not an issue in the wind. Jason liked the side tension bars that hold your fishing rods. It would have scored higher had it not been for the issue with the zips.

OVERALL SCORE
9.0

OVERALL SCORE
7.5

OVERALL SCORE
7.5



DAVE SYKES

The 'secret squirrel' of the pack preferring to angle on big ponds, however, don't be fooled into thinking he's not a capable small water angler.



ANDY TAYLOR

Dave Sykes fishing partner, a very capable and seasoned big fish angler who is happy to fish for carp just about anywhere.



MALCOLM TUCKWELL

Malcolm has fished in the Cotswolds since the 70's and is well-known and respected for the work he has done.



MOST ROBUST ON TEST



NASH TITAN BIVVY

WEIGHT OF BIVVY 34lb 8oz

BIVVY RRP £439.99

WEIGHT OF OVERWRAP 10lb 4oz

OVERWRAP RRP £164.99

HOW WOULD YOU RATE IT CONDENSATION-WISE? 9.5

HOW ROBUST DO YOU THINK THIS SYSTEM IS? 9.5

YOUR THOUGHTS? "This is the bivvy of choice for me in the winter now; nothing out there is as strong or stable as the Titan! The material is very robust, the build quality is superb and adding the wrap in the depths of winter means a bivvy that will stand up to anything. If you strip this right down, you can effectively have one bivvy for all year round. The only downside to carrying this with the front and the wrap is the weight. But the pro's far outweigh the cons. Having used this in some torrid conditions, I can highly recommend it."

GREYS TORSION BIVVY

WEIGHT OF BIVVY 33lb

BIVVY RRP £599.99

WEIGHT OF OVERWRAP 6lb 8oz

OVERWRAP RRP £199.99

HOW WOULD YOU RATE IT CONDENSATION-WISE? 9

HOW ROBUST DO YOU THINK THIS SYSTEM IS? 8.5

YOUR THOUGHTS? "Right, I am going to get the bit I don't like out of the way first! This is a very large and heavy system, however, that aside, it is well made and has some very ingenious features including the Spyda Wynda mechanism that literally winds up the bivvy poles. It takes a little getting used to, but once you get the hang of things it is quite straightforward. The material and stability is very good, and with the extended front porch/canopy, provides excellent protection from the elements. A very good four season's system, particularly with the wrap."

CHUB VIZOR ONE-MAN BIVVY

WEIGHT OF BIVVY 18lb 15oz

BIVVY RRP £329.99

WEIGHT OF OVERWRAP 8lb 13oz

OVERWRAP RRP £219.99

HOW WOULD YOU RATE IT CONDENSATION-WISE? 9

HOW ROBUST DO YOU THINK THIS SYSTEM IS? 9

YOUR THOUGHTS? "Both are made from Climatemax material. As you would expect, comes with pegs and quality groundsheet and the wrap being a crescent-shaped addition. The bivvy also includes tension bars with double locking screws. Bivvy front options include full mozzi, solid front with mozzi or clear windows. Overwrap also includes similar options. This system really does provide a rock solid set up, utilising an aluminium five-section frame. Both also boast a very efficient and infinitely adjustable back draft ventilation system. The addition of a cranked front pole enlarges the storm peak to provide excellent protection to the front area."

TEAM THOUGHTS

DOES IT COME WITH INSTRUCTIONS? Yes

ARE THE INSTRUCTIONS CLEAR? 8

TIME TO ERECT 3.25 minutes

TIME TO ADD THE OVERWRAP 1.5 minutes

HOW EASY IS THE SYSTEM TO ERECT? 8

TIME TO DISASSEMBLE 4 minutes

HOW EASY TO DISASSEMBLE? 8

IS THE CARRY BAG USER-FRIENDLY? Yes

INTERNAL HEIGHT 37.25"

HOW DOES IT FIT IN THE SWIM? Easy

OVERALL TEAM COMMENTS Pete said this is a serious bit of winter kit, very heavy-duty material and had a nice wrap. Ryan was seen trying to put it in the boot of his car! Everyone said this would stand the rigours of anything thrown at it! Andy liked the low profile, but Bidders and Ed also pointed out it was very spacious. Everyone agreed, Titan was the right name due to its exacting build quality!

TEAM THOUGHTS

DOES IT COME WITH INSTRUCTIONS? Yes

ARE THE INSTRUCTIONS CLEAR? 9

TIME TO ERECT 7.5 minutes

TIME TO ADD THE OVERWRAP 2.5 minutes

HOW EASY IS THE SYSTEM TO ERECT? 5.5

TIME TO DISASSEMBLE 6.5 minutes

HOW EASY TO DISASSEMBLE? 6

IS THE CARRY BAG USER-FRIENDLY? Yes

INTERNAL HEIGHT 39.25"

HOW DOES IT FIT IN THE SWIM? Easy

OVERALL TEAM COMMENTS Everyone said this was a little different to the normal with the handle, a lot of extra poles overcomplicated it in both Pete's and Ryan's minds. Bidders said the instructions were very good and made the bivvy easy to set-up after doing it a few times. Jason and Ed liked the stability and material, with an excellent overwrap.

TEAM THOUGHTS

DOES IT COME WITH INSTRUCTIONS? Yes

ARE THE INSTRUCTIONS CLEAR? 7

TIME TO ERECT 7 minutes

TIME TO ADD THE OVERWRAP 3 minutes

HOW EASY IS THE SYSTEM TO ERECT? 6

TIME TO DISASSEMBLE 7.5 minutes

HOW EASY TO DISASSEMBLE? 5

IS THE CARRY BAG USER-FRIENDLY? No

INTERNAL HEIGHT 36.25"

HOW DOES IT FIT IN THE SWIM? Easy

OVERALL TEAM COMMENTS Pete and Bidders voiced the opinion of everyone that this was a little troublesome when it came to putting up, the poles popping out easily, with the same problem disassembling! Well made, but as Ryan said, this is a session system, Jason also pointed out the windows don't fit well. Far too many pegging points!

OVERALL SCORE
9.0

OVERALL SCORE
8.0

OVERALL SCORE
7.0



DAVE SYKES

The 'secret squirrel' of the pack preferring to angle on big ponds, however, don't be fooled into thinking he's not a capable small water angler.



NASH TITAN BROLLY

WEIGHT OF BIVVY 20lb

BIVVY RRP £355.99

WEIGHT OF OVERWRAP 3lb 2oz

OVERWRAP RRP £141.99

HOW WOULD YOU RATE IT CONDENSATION-WISE? 8

HOW ROBUST DO YOU THINK THIS SYSTEM IS? 8.5

YOUR THOUGHTS? "I really like this shelter in terms of its versatility, quality of build/fabrics and zips. The good thing about this is you can use it as a four-season shelter, it comes with a heavy-duty groundsheet, combine this with the wrap and you have a great little winter bivvy. Undoubtedly the strongest brolly on the market, which will withstand any wind you are likely to encounter. One thing I would like to see is an option to take the mesh front off and change it for a waterproof front for when the weather really is foul apart from that superb!

TEAM THOUGHTS

DOES IT COME WITH INSTRUCTIONS? Yes

ARE THE INSTRUCTIONS CLEAR? 8

TIME TO ERECT 3 minutes

TIME TO ADD THE OVERWRAP 1.5 minutes

HOW EASY IS THE SYSTEM TO ERECT? 8

TIME TO DISASSEMBLE 3 minutes

HOW EASY TO DISASSEMBLE? 8

IS THE CARRY BAG USER-FRIENDLY? Yes

INTERNAL HEIGHT 27.25"

HOW DOES IT FIT IN THE SWIM? Very easy

OVERALL TEAM COMMENTS Pete and Ryan both commented this is another strong bit of kit, but you want the overwrap in the winter. Andy liked it, very stable, low profile and ideal in tight swims. Ed and Jason did point out that it hasn't got a lot of headroom. Bidders liked the smaller size and said ideal for short sessions.

OVERALL SCORE

8.0



THE LOW DOWN

In reality, all the bivvies on test are very good and the things that separated the better ones were small but significant factors which just made them head and shoulders better. As an example, the AVID HQ is well-built, has nice features and Pete Bond stated the finish on the poles was the best out there, making them easy to grip, even when wet. They were let down though by the front panel.

Another example is the Aqua M3 versus the Trakker. Aqua have obviously looked at some of the finer details and implemented them; zips on the panels over the mozzi windows, much better than Velcro and greatly reduce water ingress and much easier to use. The three-pole system over the four poles is easier to put up and breakdown, with a removable canopy another bonus as not everyone wants this all the time. The new overwrap was without doubt the best on test for the pram hoods and what really sealed it was the carryall. All the tension bars on the outside, a barrow-friendly shape (lies flat) and importantly, a good size with easy access. Other manufacturers take note! Overall, the M3 is just so functional and modular it really is a true four-season system that can't be faulted. The modern materials used today are very 'much of a muchness', and looked after they should and will last for years.

Of course, not everyone has top dollar in their wallet and the Chub Cyfish fits the bill for this reason alone and also it has some many sound features. The Titan has stood the test of time and has re-emerged as probably the strongest bivvy ever made, plenty of room, which again can be stripped right back providing another four-season system. The testers are all-season anglers who fish in different ways, but they are very knowledgeable when it comes to on the bank accommodation, the last thing you want to do is have to struggle to put a bivvy up in a cold wind when its pouring down with rain, assembly to them was

one of the most important criteria.

The common niggles from everyone came down to the bags for wraps, they were on the whole dire, a sleeve with a draw cord top. There were some choice words in this area, so makers look and redesign!

PROPERTY MAINTENANCE

Now, to me, it seems to make sense to look after your winter or four-season home, particularly as with most of them you are shelling out some hard earned dollar, so here are a few dos and don'ts and also after-care tips that will give you years of service.

At least once a year give the bivvy a good hose down, get any ingrained mud off and reproof using a good quality tent cloth-proofing agent such as Grangers Fabsil Gold. I know people who use other treatments such as brick sealants, but be warned, these can and do wick through and damage the seam seals. If this happens then you are going to have a leaking bivvy and the manufacturers will not honour the warranty if you have used such types of preparation.

When you set-up the bivvy, don't overstress the pegging points or the elastics; use them as they are meant to be used, this way the webbing attachments will last for years as you keep the pressure to a safe limit on the bivvy fabric. Many pram hoods have the poles secured to the tension strap boss with screw fittings, every now and then clean them off and make sure they are kept tight. This also applies to bosses on the top of bivvy systems. Keep the pole joints clean to both sections so they fit easily.

Overwraps are an excellent way of reducing condensation, but they are also a blessing if it is raining, as they are much easier to dry off. It is important to dry and regularly air your system. Mould will seriously damage the technical properties of these modern-day fabrics, making them weak and also reducing their waterproof capabilities. If you aren't using the bivvy and or wrap then take it out of the bag so it isn't rolled up tightly. Finally, give any zips a little application of zip or silicone 'lube' to keep them in fine fettle.

SPECIAL THANKS

Well, I always thank the lads, it's not always easy, these on the bank tests. Adrian Davey of Watermark Fisheries for allowing a fair chunk of the awesome Bradley's Lake in South Cerney to be closed allowing us to carry out the tests. The bivvy manufacturers for having the balls to get involved! Lin Sykes for providing the team with some nice home-made delicacies which were soon devoured. Last, but not least, Pete the Painter's carp dog Jack for testing out the waterproof qualities of bivvies and bags. He really took a fancy to the Aqua gear!